



**WITHAM**  
A PRIORY ACADEMY

YEAR 3, 4, 5 AND 6  
HOME LEARNING IN KEY STAGE 2



## CONTENTS...

Learning at home .....	3
Home learning .....	4
Home learning routines .....	5
What does a Witham home learner look like? .....	6
My learning space .....	7
Class home learning .....	8
Reading at home .....	9
Multiplication tables .....	10
Topic challenges .....	11
Top Tips .....	12
Sharepoint .....	13
Sharepoint - uploading work .....	17
Websites and Apps .....	18
My logins .....	20
Home learning due to self isolating .....	21
How much work should be expected .....	22
Staying safe online .....	23
Help and support .....	24

## LEARNING AT HOME...

This guide will provide useful information to support your child in being a successful home learner.

You can help your child by helping them create a learning space, help them to manage their time, guide and support them in pursuit of what they strive to learn. Remember you're co-interested and co-curious in this pursuit, but the pursuit is theirs. You're supporting your child to succeed in 'learning how to learn'.

We will celebrate children for their hard work and it would be great if you could celebrate with them at home too!



*Believe Together, Achieve Together*

## HOME LEARNING...

At The Priory Witham Academy, we believe that regular opportunities to undertake home learning can benefit our children for the following reasons:

- it consolidates the skills we have taught in class;
- it extends and enriches learning that has taken place in class;
- it allows children to explore areas of interest within a topic, encouraging independent study;
- it gives parents an insight into the learning that is taking place in class;
- it encourages partnerships between parents and teachers;
- it improve your child's organisational and study skills.



## HOME LEARNING ROUTINES...

We know you will encourage and support your child with home learning.

Creating a routine is key to ensure your child develops a positive attitude to home learning.

- Choose a time that best suits your family and stick to it. Many parents encourage their children to complete home learning as soon as they get in, or straight after tea. Remember choose a time that suits both you and your child—don't choose a time that clashes with their favourite TV programme or with your teatime preparations or both you and your child will become frustrated and stressed.
- Home learning should consolidate learning that your child has been working on in class. We would not expect a child to spend a long time on a piece of work if they are having real difficulty with it. If this is the case, please stop your child and let their teacher know.



# WHAT DOES A WITHAM HOME LEARNER LOOK LIKE?

This is what your children think...

Use resources I've been given and think about my learning in school to help me.

Use a pencil and ruler and make sure I fold any sheets neatly.

I need a quiet space to concentrate.

I need a comfortable place to work like sitting at a table.

Switch off things that might distract me, like the television.

If I'm stuck, I can ask my teacher when I am back in school.

My work should be neatly presented, just like in class!

Try your best and don't give up.

If I'm stuck I could ask my older brother or sister as they may have learnt it before.


Plan when I am going to do my home learning. This will help me to learn how to manage my time.



# MY LEARNING SPACE...



What questions do I need to ask?



## CLASS HOME LEARNING...

Each week, your child will get a piece of **mathematics** and **English** home learning linked to what they have been learning about in class, which will be uploaded on to **Sharepoint**. There is guidance for accessing Sharepoint later on in this booklet.

If your child does not have access to a computer with internet access, a home learning book will be given to them.

All home learning will be **set on a Friday** and will need to be completed/ submitted by the **following Wednesday**. This gives your child a chance to organise their own workload over the week. Your child will receive feedback on their homework in a variety of ways, this will not always be written feedback.



## READING AT HOME...

All children have a reading book, which is at a level they should be able to read with a little support. We recommend that children read at least 3- 5 times per week.

They need to understand what they are reading, so asking your child questions during and after will support in the development of their comprehension skills.

Quest books are used as a link between school and home, to support and monitor reading. We value comments made by parents and encourage you to either celebrate successes or raise any issues related to your child's reading skills.



## MULTIPLICATION TABLES...

By the end of Year 4, children are expected to know all their multiplication tables up to  $12 \times 12$ . It is therefore expected that children will practise their timestables each week.

The class teacher will direct the children on which multiplication to learn and its corresponding division calculation.

The best way for them to practise this is on **'Times Table Rock Stars'** as the children are familiar with using this in school.

There is more information about this 'app' as you go through the booklet.

Multiplication Table

x	0	1	2	3	4	5	6	7	8	9	10
0											
1											
2											
3											
4											
5											
6											
7											
8											
9											
10											



## TOPIC CHALLENGES...

Each term, your child will receive a list of challenges linked to their topic that can be completed at home. We ask that at least two from the list are attempted and brought into school to be celebrated.

Children are free to choose the challenges they are interested in, and this will hopefully encourage independent learning.



## TOP TIPS TO HOME LEARNING...

### 1 Talk

Give children a chance to talk about their learning. Even if you know little about certain subjects, you can help just by talking and listening and helping them find their own answers.

### 2 Be organised

Help your child take responsibility for organising and doing their home learning and praise them for their hard work. Set-up a home study plan, splitting the work into manageable chunks and allocating time for breaks.

### 3 Space

Create a quiet space at home where your child can work without being disturbed. Switch the TV and other devices off so there is nothing to distract your child.

## SHAREPOINT...

Sharepoint is a platform which will allow the children to interact with the systems they use at school. Your child will have their own username and password to be able to log in to Sharepoint and we will work with your child at school to support their understanding of how to log-in, access and upload their home learning.



Please follow the guidance below to access Sharepoint:

1. Go to the academy website - [www.priorywitham.co.uk](http://www.priorywitham.co.uk)
2. Click on **HOME GATEWAY** in the right hand corner



3. Click on the **Citrix** icon (**not** Sharepoint at this stage)

#### Home Gateway

By logging on to any of the services below, you agree to abide by the terms of the trusts Acceptable Use Policy (AUP) (a copy of which is available [here](#))

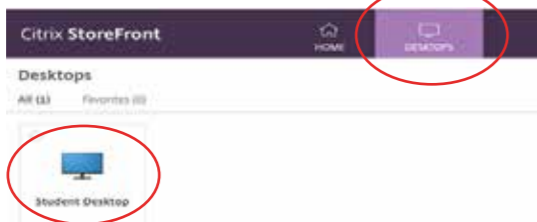
	Citrix	Use Citrix to launch your Priory Academies desktop including applications, sharepoint, user area etc. Make sure you install the latest version of <a href="#">Citrix</a> <a href="#">here</a> , the first time you use this. You then need to launch the program and type desktop.prioryacademies.co.uk in the browser. There is a more detailed <a href="#">help guide for Citrix here</a> .
	Outlook Web Access	Easy access to the web version of Outlook for mail, calendar, contacts etc.
	Priory Federation Sharepoint	Use your full email to log in which your log in plus @prioryacademies.co.uk other it.

4. Enter your child's school username and password




The image shows the Citrix StoreFront login interface. It has a dark background with the text 'Citrix StoreFront' at the top. Below this are three input fields: 'User Name', 'Password', and 'Domain'. The 'Domain' field is pre-filled with 'prioryacademies.co.uk'. A blue 'Log On' button is at the bottom.

5. Click **Desktop** at the top of the page and then '**Student Desktop**'



7. Click on the **Windows** icon at the bottom of the screen and then select **Google Chrome**.

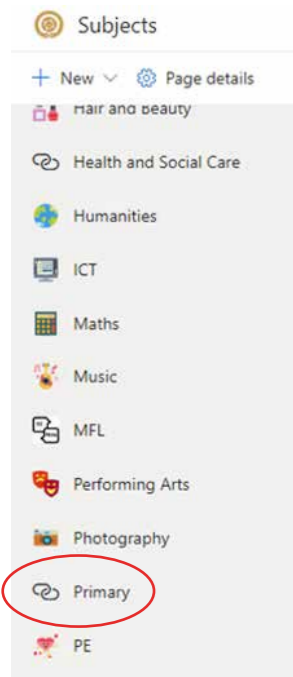


8. Click on **Priory Witham** logo





8. Scroll down and click on the tab labelled **Primary** (on the left hand side under subjects)

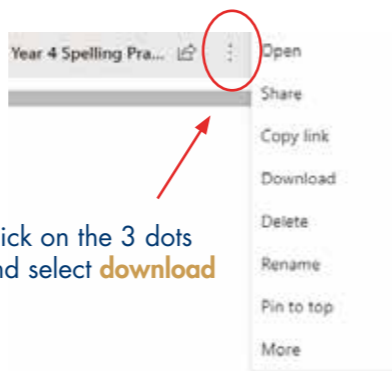


9. When you have clicked on the link named **primary** the following screen should appear:

Name	Modified	Modified	URL	Notes
Year 3	September 30	Mrs P Creen	<a href="https://ukhosted19.re...">https://ukhosted19.re...</a>	
Year 4	October 5	Mr M Smith	<a href="#">Times Table Rock Stars</a>	
Year 5	October 21	Miss E Thor	<a href="#">Phonics Play</a>	
Year 6	September 21	Miss S Bren	<a href="#">Top Marks Maths</a>	

Please click on your child's year group folder and, once opened, their teacher has created a folder for their class. This is where you will find the home learning for you to access and complete.

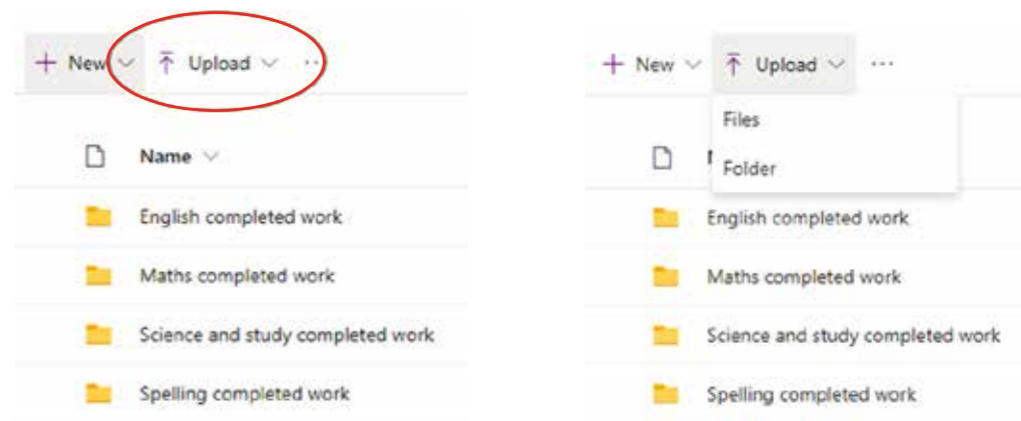
You will find links to suggested websites here.



Click on the 3 dots and select **download**

## SHAREPOINT – UPLOADING WORK...

Once children have completed their home learning, they will upload on to Sharepoint for the teacher to look and provide feedback. Your child should save their work in their name e.g. Joe Bloggs Maths. To upload, please click on the **upload** link and click on files. Please select the document with the home learning and upload.



Your child's class teacher has been working with them at school to support their understanding of how to log-in, access and upload their home learning. If they have any difficulties with this, please get in touch so we can support you and hopefully resolve any issues quickly.

## WEBSITES AND APPS...

Using websites or apps are a really good way of supporting or extending your child's learning. Below are some recommended ones you could download and use with your child:

### **Times Table Rock Stars**

This is a carefully sequenced programme of daily times tables practice. Your child will have their own username and password to be able to log in to the app.



### **BBC Bitesize** [www.bbc.co.uk/bitesize](http://www.bbc.co.uk/bitesize)

A range of videos and activities to support your child with their learning with all subjects. It is easy to use and is aimed at all primary year groups.



### **MathsWatch** (for years 4-6) [www.mathswatch.co.uk](http://www.mathswatch.co.uk)

Teachers will set the children questions linked to the maths learning they have been exploring in school. If children need further help, there are videos to support them. Your child's teacher will monitor your child's progress. Children will need a username and log in from their teacher.



### **Oxford Reading Owl**

[www.oxfordowl.co.uk/for-home/find-a-book/library-page](http://www.oxfordowl.co.uk/for-home/find-a-book/library-page)

A free online library for your child to read a range of exciting books. Children will have a class log in from their teacher.



## MY LOGINS...



### Sharepoint

Username .....

Password .....



### Oxford Owl

Username .....

Password .....



### Maths Watch

Username .....

Password .....



### Times Table Rockstars

Username .....

Password .....

## HOME LEARNING DUE TO SELF ISOLATION...

If you need to learn at home over an extended period of time, you will be provided with daily learning tasks for English and Mathematics along with other learning activities. Instructions on what you need to complete whilst working at home will be found on Sharepoint. If you have any problems accessing this, please contact school so we can help.

Activity	What this might look like
<b>Eat breakfast together</b>	Eat breakfast together as a family where possible. Talk about what you are going to do during the day and ask them about what they would like to do.
<b>Morning challenges</b>	This is what the children do when they come to school in the morning - there will be some challenges to choose from on Sharepoint; you should be able to do one of these a day.
<b>Learning time</b>	Your child's teacher will set lots of work for your child whilst they are absent from school, this doesn't mean it all needs completing in one day. Any activities that you have done, either school's or your own, can be shared on Sharepoint. Remember, the work should be saved in the child's name.
<b>Make lunch</b>	Get your child to help you make a healthy lunch. Include some of their favourites but also include something new. It is important children try a range of foods when they are young.
<b>Activity time</b>	We will provide you with a range of activities for being quiet, active or creative. Space out the activities with some of your own. You could even help with some of the household chores!

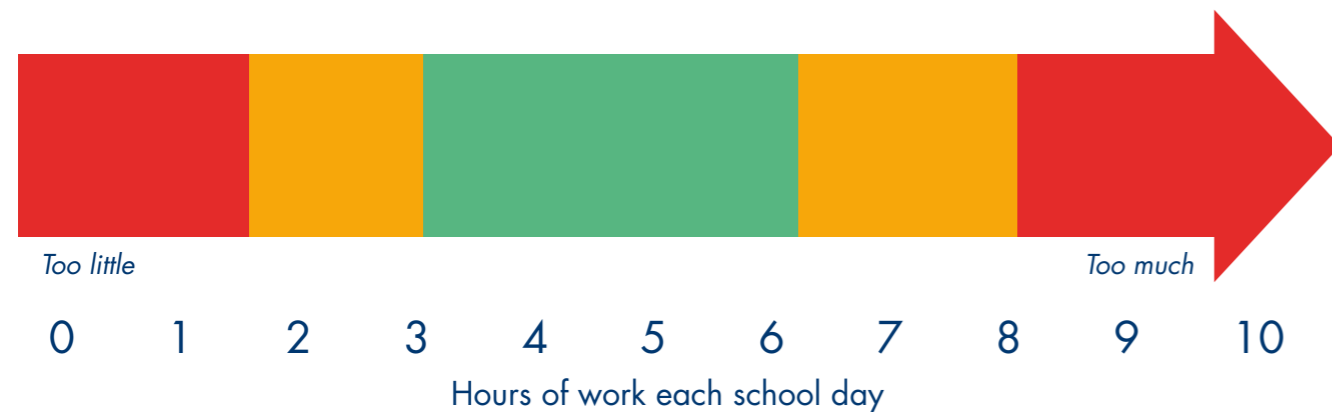
T: 01522 882900

E: [generalenquiries@priorywitham.co.uk](mailto:generalenquiries@priorywitham.co.uk)



## HOW MUCH WORK SHOULD I EXPECT MY CHILD TO DO EACH DAY?

We do not set a maximum or minimum amount of time, but the arrow below may be a useful guide to parents and pupils.



Remember, this can include activities that you have planned yourself as well as activities from your child's class teacher. It can also include preparing meals together.

## STAYING SAFE ONLINE...

If you have any concerns relating to keeping safe at home or online please use the links below for support.

A useful site that can help with Parental Controls is <https://internetmatters.org/parental-controls>

**NCA: Think You Know** [www.thinkuknow.co.uk](http://www.thinkuknow.co.uk)

NCA(CEOP) provide lots of information about helping your children to stay safe on line. You can report online concerns to them.

**NSPCC**

You can ring the NSPCC Helpdesk to report concerns and get advice if you are concerned your child is being exploited. They are available 24 hours a day on **0800 800 5002**.

**Parents Protect** [www.parentsprotect.co.uk](http://www.parentsprotect.co.uk)

Information and resources which give adults the information, advice, support and facts they need to help protect children.

## HELP AND SUPPORT....

### WHERE CAN I ACCESS FURTHER SUPPORT IF I AM STRUGGLING WITH SHAREPOINT?

Contact us at school for support on **01522 882900** or **generalenquiries@priorywitham.co.uk**

### HOW CAN I SPEAK TO MY CHILD'S CLASS TEACHER?

Use the contact details above and your child's class teacher will get back to you as soon as they are available.

### HOW DO I CONTACT THE SCHOOL SENDCO?

Use the contact details above and the SENDCO, **Mrs Phipps-Smith**, will contact you at her earliest convenience.

### I AM FINDING THE WORK FOR MY CHILD TOO HARD/EASY, WHO DO I CONTACT?

The first port of call, is to contact your child's class teacher by using the email address or telephone number above. You can also contact your child's phase leader in the same way and they will get in touch with you as soon as they can.

**Year 3 and 4 – Mrs Gridley / Year 5 and 6 – Miss Dunthorne**





**The Priory Witham Academy**, De Wint Avenue, Lincoln LN6 7DT  
**Tel:** 01522 882900 **Email:** [generalenquiries@priorywitham.co.uk](mailto:generalenquiries@priorywitham.co.uk)

[www.priorywitham.co.uk](http://www.priorywitham.co.uk)  